Algebra 2 – Chapters 1 & 2
Student Growth Review 1

NAME _____
Limestone Community High School

Chapter 1
Linear Equations & Formulas

1A. Solve using the given formula.

$$F = \frac{9}{5}C + 32$$

The temperature within our classroom is about 20 ℃. What would be the temperature in degrees Celcius?

1B. Solve using the given formula.

$$F = \frac{9}{5}C + 32$$

The temperature within our classroom is about 35 ℃. What would be the temperature in degrees Celcius?

1C. Solve using the given formula.

$$F = \frac{9}{5}C + 32$$

The temperature within our classroom is about 86 ℉. What would be the temperature in degrees Celcius?

1D. Solve using the given formula.

$$F = \frac{9}{5}C + 32$$

The temperature within our classroom is about 77 ℉. What would be the temperature in degrees Celcius?

2A. Solve the linear equation.

$$\mathbf{2(3x-2)=2x+8}$$

2B. Solve the linear equation.

$$\mathbf{3(2x-5)=3x+9}$$

2C. Solve the linear equation.

$$\mathbf{4(5x-3)=8x+24}$$

2D. Solve the linear equation.

$$\mathbf{5(4x-1)=10x+25}$$

Chapter 1
Absolute Value Equations & Inequalities

3A. Solve the absolute value equation.
(Hint: write 2 equations, there are 2 solutions)

$$|x - 5| = 9$$

3C. Solve the absolute value equation.
(Hint: write 2 equations, there are 2 solutions)

$$|x - 7| = 15$$

3B. Solve the absolute value equation.
(Hint: write 2 equations, there are 2 solutions)

$$|x - 6| = 13$$

3D. Solve the absolute value equation.
(Hint: write 2 equations, there are 2 solutions)

$$|x - 8| = 21$$

4A. Solve the absolute value inequality.

$$|x - 4| \geq 11$$

4C. Solve the absolute value inequality.

$$|x + 5| \leq 16$$

4B. Solve the absolute value inequality.

$$|2x + 1| \geq 11$$

4D. Solve the absolute value inequality.

$$|3x - 6| \leq 18$$

5A. Write the equation of a line represented in the table of data.

x	1	2	3	4	5
y	4	5	6	7	8

5B. Write the equation of a line represented in the table of data.

x	1	2	3	4	5
y	-4	-3	-2	-1	0

5C. Write the equation of a line represented in the table of data.

x	1	2	3	4	5
y	3	5	7	9	11

5D. Write the equation of a line represented in the table of data.

x	1	2	3	4	5
y	3	6	9	12	15

6A. Find the rate of change between the two points.

$$(\mathbf{1}, \mathbf{2})\ \boldsymbol{and}\ (\mathbf{8}, \mathbf{16})$$

6C. Find the rate of change between the two points.

$$(\mathbf{2}, \mathbf{1})\ \boldsymbol{and}\ (\mathbf{6}, \mathbf{9})$$

6B. Find the rate of change between the two points.

$$(\mathbf{6}, -\mathbf{1})\ \boldsymbol{and}\ (-\mathbf{3}, \mathbf{2})$$

6D. Find the rate of change between the two points.

$$(\mathbf{0}, -\mathbf{5})\ \boldsymbol{and}\ (-\mathbf{2}, -\mathbf{9})$$

7A. A best-fitting line has been drawn.

Write the equation for the line.

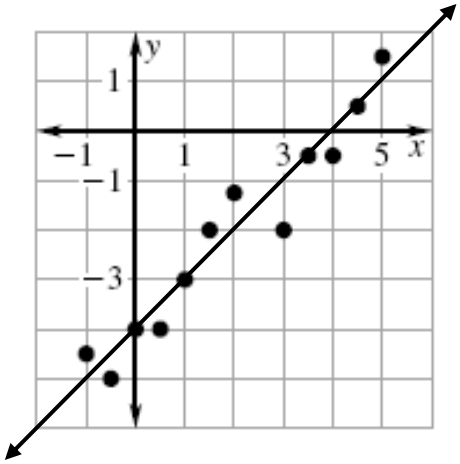

7C. A best-fitting line has been drawn.

Write the equation for the line.

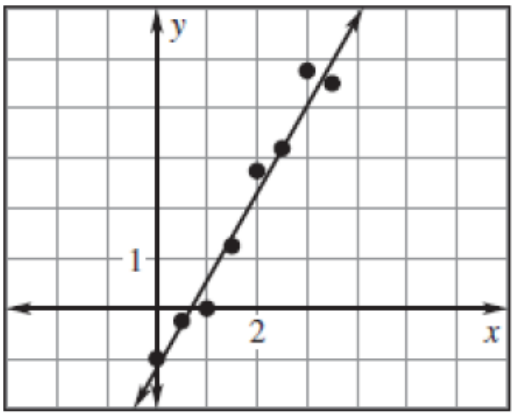

7B. A best-fitting line has been drawn.

Write the equation for the line.

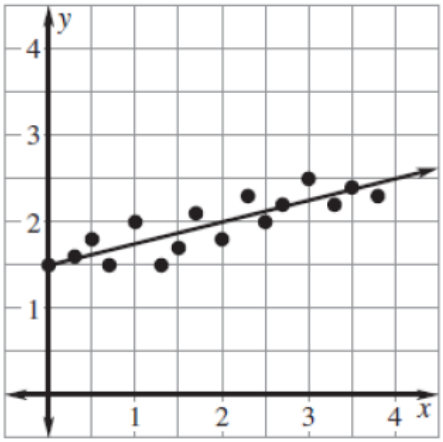

7D. A best-fitting line has been drawn.

Write the equation for the line.

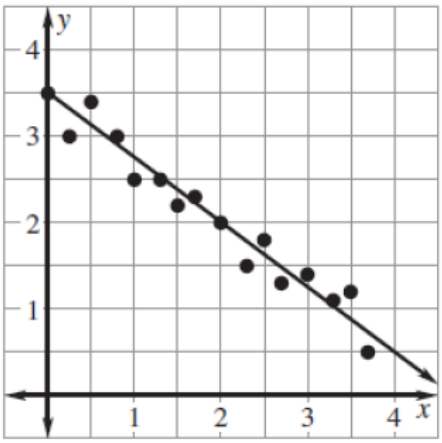

8A. Graph a line that is **parallel** to the given line and goes through $(\mathbf{2}, -\mathbf{1})$.

Then write the equation for your line.

$$y = x + 2$$

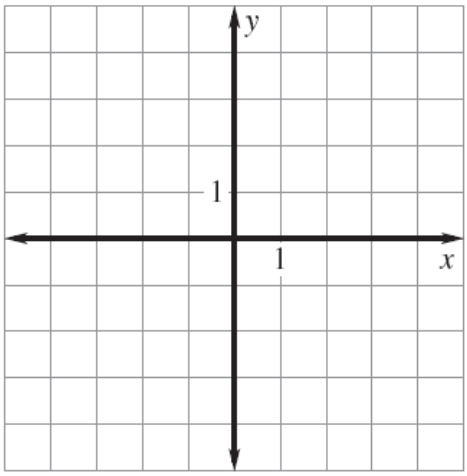

8B. Graph a line that is **parallel** to the given line and goes through $(\mathbf{4}, \mathbf{1})$.

Then write the equation for your line.

$$y = \frac{1}{2}x + 3$$

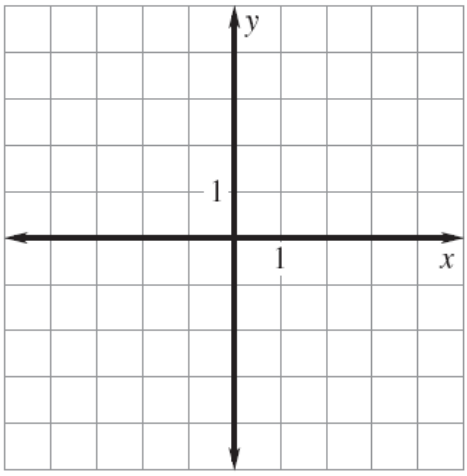

8C. Graph a line that is **perpendicular** to the given line and goes through $(\mathbf{4}, \mathbf{3})$.

Then write the equation for your line.

$$y = -x + 3$$

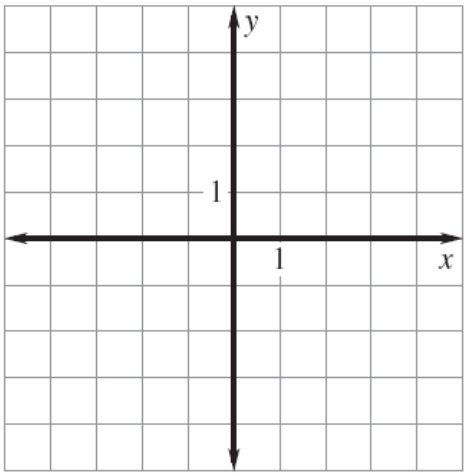

8D. Graph a line that is **perpendicular** to the given line and goes through $(-\mathbf{3}, \mathbf{3})$.

Then write the equation for your line.
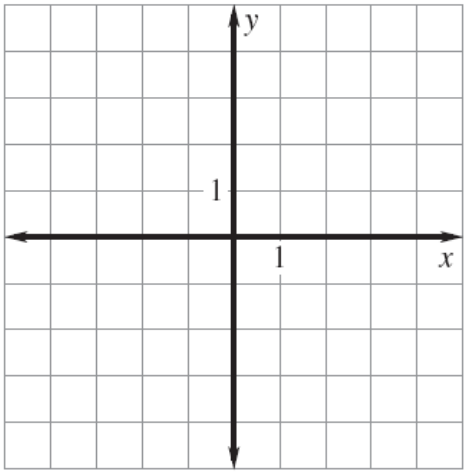
$$y = 2x - 1$$